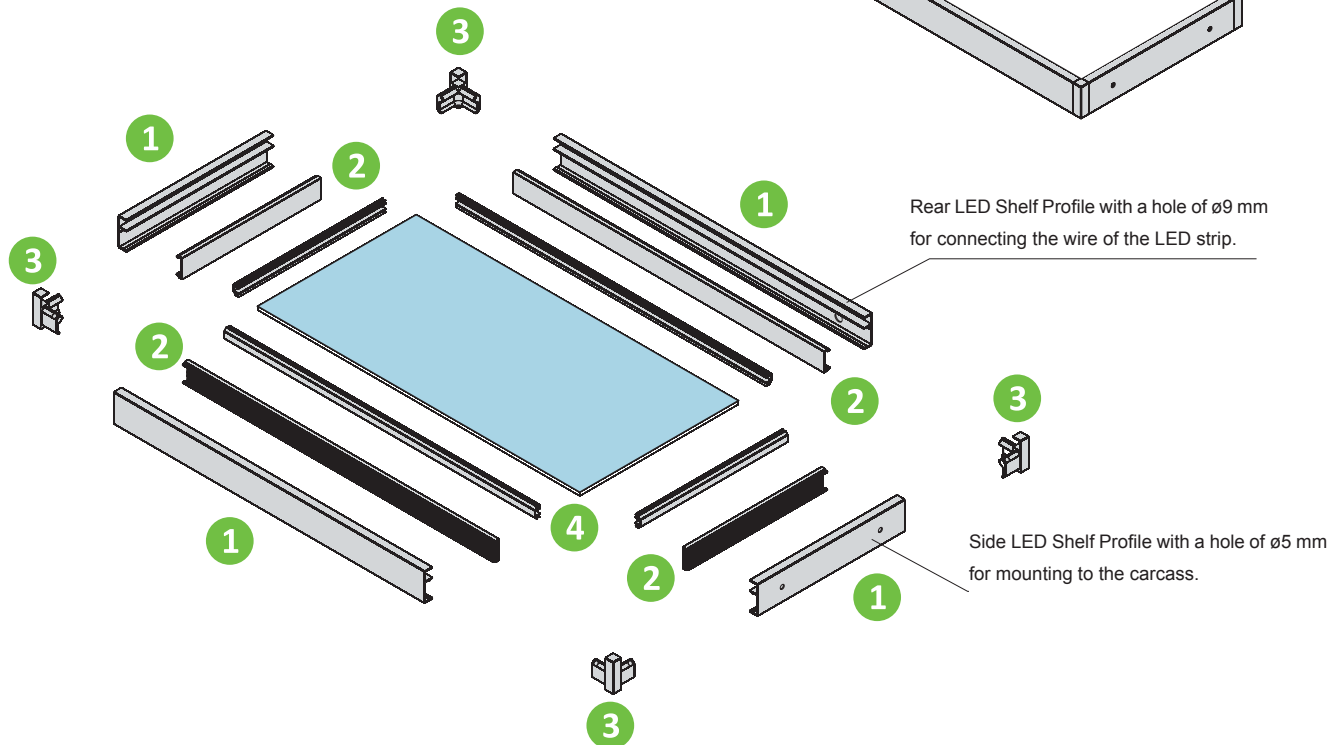
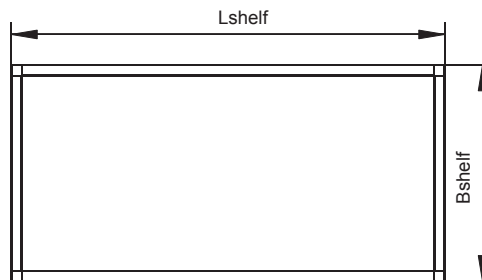
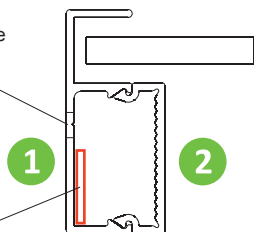


1. LED Shelf Profile CKRU0559
2. LED Shelf Cover Profile CKRU0558 or LED Shelf Diffuser ASH01
3. LED Shelf Corner Joint ASH03
4. Silicon Gasket for 4 mm or 8 mm Inserts



The hole of ø5 mm for mounting to the carcass

Designated Space for the LED strip



Calculation of Aluminium LED Shelf Elements

		Formula by shelf size
Basic LED Shelf Profile CKRU0559 sizes	front / rear	$L_{dw}=L_{shelf}-20$
	left / right	$L_{dw}=B_{shelf}-20$
LED Shelf Cover Profile sizes (aluminum CKRU0558 or LED Shelf Diffuser ASH01)	front / rear	$L_{dw}=L_{shelf}-20$
	left / right	$L_{dw}=B_{shelf}-30$
Insert with a thickness of 10 mm	width	$L_p=L_{shelf}-3$
	depth	$L_p=L_{shelf}-3$
Insert with a thickness of 8 mm	width	$L_p=L_{shelf}-5$
	depth	$B_p=B_{shelf}-5$
Insert with a thickness of 4-7 mm	width	$L_p=L_{shelf}-6$
	depth	$B_p=B_{shelf}-6$



**Recommendation:**

Install the LED strips in the front shelf or in the front and side shelves (in the back it is too easily visible).

**Note:**

Maximum load on the shelf: up to 10 kg.  
LED strip up to 24 V, width up to 20 mm, thickness up to 5 mm.